

# SCALES AND ARPEGGIOS

FOR

# GUITAR

1st - 8th GRADE

Collected and Fingered by  
Eythor Thorlaksson

# FIRST GRADE

## SCALES AND ARPEGGIOS

Right hand fingering  
 p = thumb, i = index finger, m = middle finger, a = ring finger

### C - Major scale

Ascending: 3 0 2 3 0 2 0 1 3 0 1 3  
 Descending: 1 0 3 1 0 2 0 3 2 0 3

Fingering: p i m

### G - Major scale

Ascending: 3 0 2 3 0 2 4 0 2 0 1 3 0 2 3  
 Descending: 2 0 3 1 0 2 0 4 2 0 3 2 0 3

Fingering: p i m

### D - Major scale

Ascending: 0 1 3 0 1 0 1 2 0 1 2 4  
 Descending: 2 1 0 2 1 0 1 0 3 1 0

Fingering: p i m

### A - Minor harmonic

0 2 3 0 2 3 1 2 0 1 3 0  
p i m

3 1 0 2 1 3 2 0 3 2 0  
p

### A - Minor melodic

0 2 3 0 2 4 1 2 0 1 3 0  
p i m

3 1 0 2 0 3 2 0 3 2 0  
p

### Broken Chords in C, G and D Major

3 p i m a 3 p i m a 3 p i m a 3 p i m a

2 p i m a 3 p i m a 0 p i m a 2 p i m a

0 p i m a 2 p i m a 0 p i m a 0 p i m a

# SECOND GRADE

## SCALES AND ARPEGGIOS

### A - Major scale

0 2 4 0 2 4 1 2 0 2 3 0 1 3 4  
p i m  
3 1 0 3 2 0 2 1 4 2 0 4 2 0  
p

### E - Major scale

0 2 4 0 2 4 1 2 4 1 2 0 2 4 0  
p i m  
4 2 0 2 1 4 2 1 4 2 0 4 2 0  
p

### F - Major scale

1 3 0 1 3 0 2 3 0 2 3 1 3 0 1  
p i m  
0 3 1 3 2 0 3 2 0 3 1 0 3 1  
p

### E - Minor harmonic

0 2 3 0 2 3 1 2 4 0 2 0 1 4 0

*p* i m

4 1 0 2 0 4 2 1 3 2 0 3 2 0

*p*

### E - Minor melodic

0 2 3 0 2 4 1 2 4 0 2 0 2 4 0

*p* i m

3 1 0 2 0 4 2 0 3 2 0 3 2 0

*p*

### D - Minor harmonic

0 2 3 0 2 3 2 3 0 1 1 3

*p* i m

1 1 0 3 2 3 2 0 3 2 0

*p*

### D - Minor melodic

0 2 3 0 2 0 2 3 0 1 1 3

*p* i m

1 1 0 3 1 3 2 0 3 2 0

*p*

## ARPEGGIOS

### D - Major

II

p p i m a m a m i p p

### D - Minor

p p i m a m a m i p p

### A - Major

p p i m a m a m i p p

### A - Minor

p p i m a m a m i p p

### E - Major

p p i m a m i p p

### E - Minor

p p i m a m i p p

# THIRD GRADE

## SCALES AND ARPEGGIOS

Right hand fingering i. m.

### E - Major scale

0 2 4 0 2 4 1 2 4 1 2 0

0 4 2 0 2 1 4 2 1 4 2 0

### F - Major scale

1 3 0 1 3 0 2 3 0 2 3 1 3 0

1 0 3 1 3 2 0 3 2 0 3 1 0 3 1

### F# - Major scale

2 4 1 2 4 1 3 4 1 3 4 2 4 1

2 1 4 2 4 3 1 4 3 1 4 2 1 4 2

### G - Major scale

Same fingering in Ab - A - Bb and B Major

### C - Major scale

Same fingering in Db - D - Eb and E Major

### E - Minor scale (harmonic)

### F - Minor scale (harmonic)

Same fingering F# - G - G# and A Minor



Bb - Minor scale (harmonic)

Two staves of musical notation for the Bb Minor scale (harmonic). The first staff shows the ascending scale with fingerings: 5, 4, 3, 2, 1. The second staff shows the descending scale with fingerings: 2, 1, 4, 2, 1, 3, 2, 4, 3, 1. The notes are Bb, C, D, Eb, F, G, Ab, Bb.

Same fingering in B - C - C# - D - D# and E Minor

ARPEGGIOS

E - Major

Musical notation for the E Major arpeggio. The notes are E, G#, B, E, G#, B, E. Fingerings are indicated as 0, 4, 2, 3, 1, 0, 0, 1, 3, 2, 4, 0. The notes are labeled with 'i', 'm', 'a', 'm', 'i', 'a', 'm', 'i', 'p'.

F - Major

Musical notation for the F Major arpeggio. The notes are F, A, C, F, A, C, F. Fingerings are indicated as 1, 4, 2, 3, 2, 1, 1, 1, 2, 3, 2, 4, 1. The notes are labeled with 'p', 'i', 'm', 'a', 'i', 'm', 'a', 'm', 'i', 'p'.

F# - Major

Musical notation for the F# Major arpeggio. The notes are F#, A, C#, F#, A, C#. Fingerings are indicated as 1, 4, 2, 3, 2, 1, 1, 1, 2, 3, 2, 4, 1. The notes are labeled with 'p', 'i', 'm', 'a', 'i', 'm', 'a', 'm', 'i', 'p'.

G - Major

Same fingering in Ab - A - Bb - and B Major

C - Major

Same fingering in Db - D - Eb and E Major

E - Minor

F - Minor

Same fingering in F# - G - G# - A - Bb and B Minor

C - Minor

Same fingering in C# - D - D# and E Minor

# FOURTH GRADE

## SCALES AND ARPEGGIOS

All scales from 3rd grade with right hand fingering i, m, and m. a.  
played at the speed of 4th grade

### Molodic

$\bullet = 160$

E Minor

0 1 2 4 1 1 3 4 1 2 4 1 3 1

⑥ ⑤ ④ ③ ②

2 2 4 3 1 4 3 1 4 2 1 4 2 1 0

③ ④ ⑤ ⑥

### Melodic

F Minor

1 3 4 1 3 1 3 4 1 2 4 1 3 1

⑥ ⑤ ④ ③ ②

2 2 4 3 1 4 3 1 4 2 1 1 4 3 1

③ ④ ⑤ ⑥

Same fingering in F# - G - G# and A Minor

### Melodic

Bb Minor

1 3 4 1 3 1 3 4 1 2 4 2 4 1 1

⑤ ④ ③ ② ①

2 4 2 1 4 2 1 3 1 4 3 1 4 3 1

② ③ ④ ⑤

Same fingering in B - C - C# - D - D# and E Minor

### ARPEGGIOS

All chords from 3rd grade played at the speed of 4th grade

E Major  $\text{♩} = 120$

p i m a i m a m i a m i a m i p

E Minor

p i m a i m a m i a m i a m i p

A Major

p i m a i m i m i m i m i a m i p

A Minor

p i m a i m i m i m i m i a m i p

# FIFTH GRADE

## SCALES AND ARPEGGIOS

All Major and Minor scales over two octaves with right hand fingering  
i. m. - m. a. and i. a. played at the speed of fifth grade

**E Major**

$\text{♩} = 84$

**F Major**

Same fingering in F# Major

**G Major**

Same fingering in Ab - A - Bb and B Major

C Major

Two staves of musical notation for the C Major scale. The first staff shows the ascending scale with fingerings: 2, 4, 1, 2, 4, 1, 3, 4, 1, 3, 4, 2, 4, 1, 2, 4, 1, 2, 4, 2. The second staff shows the descending scale with fingerings: 1, 4, 2, 1, 4, 2, 4, 3, 1, 4, 3, 1, 4, 2, 1, 4, 2. Circled numbers 1-5 are placed below the notes to indicate fret positions.

Same fingering in C# - D - Eb and E Major

### ARPEGGIOS

All Major and Minor chords over two octaves in closed positions. E - A Major and E - A Minor over three octaves with open strings at the speed of fifth grade

#### Broken 7th chords - Two octaves

E 7th

$\text{♩} = 63$

Three staves of musical notation for broken 7th chords. The first staff is for E 7th (two sharps), the second for F 7th (one flat), and the third for F# 7th (three sharps). Each staff shows two octaves of ascending and descending patterns. Fingerings are indicated by numbers 1-4. Chord names (p, i, m, a, i, m, i, m, a, m, i, m, i, a, m, i, p) are written below the notes. A tempo marking of quarter note = 63 is shown at the beginning.

Same fingering in G - Ab - A - Bb and B 7th

C 7th

One staff of musical notation for the C 7th broken chord (one flat). It shows two octaves of ascending and descending patterns with fingerings 2, 1, 1, 4 and 1, 1, 4, 2, 4, 2, 4, 1. Circled numbers 1-5 are placed below the notes to indicate fret positions.

Same fingering in Db - D - Eb and E 7th

# SIXTH GRADE

## SCALES AND ARPEGGIOS

All scales upto now with right hand fingering i. m. - m. a. and i. a.  
played at the speed of sixth grade.

### Harmonic

E Minor

♩ = 88

0 2 3 0 2 3 1 2 1 2 4 1 2 1 1 3 4 1 3 4

⑥ ⑤ ④ ③ ② ①

② ③ ④ ⑤ ⑥

F Minor

1 3 4 1 3 4 2 3 1 2 4 1 2 1 1 3 4 1 3 4

⑥ ⑤ ④ ③ ② ①

② ③ ④ ⑤ ⑥

Same fingering in F# - G and G# Minor

### Harmonic

A Minor

Bb Minor

### Same fingering in B Minor

C Minor

### Same fingering in C# - D - D# and E Minor



## ARPEGGIOS

All chords upto now, played at the speed of sixth grade

E Major

F Major

Same fingering in F# and G Major

Ab Major

Same fingering in A - Bb and B Major

C Major

Same fingering in C# Major

D Major

Same fingering in Eb and E Major

E Minor

p i m a i m a i m a i m a i m a i m a i m p

F Minor

p i m a i m a i m a i m a i m a i m a i m p

Same fingering in F# and G Minor

G# Minor

p i m a i m a i m a i m a i m a i m a i m p

Same fingering in A - Bb and B Minor

C Minor

p i m a i m i m a m i m i a m i p

Same fingering in C# Minor

D Minor

p i m a i m a i m i a m i a m i p

Same fingering in D# and E Minor

# SEVENTH GRADE

## SCALES AND ARPEGGIOS

All scales upto now with right hand fingering i. m. - m. a. - i. a. and a. m. i. played at the speed of seventh grade

### Meoldic

♩ = 100

E Minor

F Minor

Same fingering in F# - G and G# Minor

A Minor

0 1 2 4 2 4 1 2 4 2 4 1 3 3 1 3 4 1 3 4 1 3 1

⑤ ④ ③ ② ①

3 4 2 4 3 1 4 3 1 4 2 1 3 1 3 1 4 2 1 4 2 1 0

② ③ ④ ⑤

Bb Minor

1 3 4 1 3 1 3 1 3 4 1 3 1 3 4 1 3 4 1 3 4 1 3 1

⑤ ④ ③ ② ①

3 4 2 4 3 1 4 3 1 4 2 1 3 1 4 3 1 4 3 1 4 3 1

② ③ ④ ⑤

Same fingering in B Minor

C Minor

1 3 4 1 3 1 3 1 1 2 4 2 4 1 2 4 1 3 4 1 3 4 1

⑤ ④ ③ ② ①

1 3 1 4 2 1 4 2 1 3 1 4 3 1 4 3 1

② ③ ④ ⑤

Same fingering in C# - D - D# and E Minor

### CROMATIC SCALE

0 1 2 3 4 0 1 2 3 4 0 1 2 3 4 0 1 2 3 0 1 2 3 4 0 1 2 3

⑥ ⑤ ④ ③ ② ①

## ARPEGGIOS

All broken chords upto now played at the speed of seventh grade

### Broken 7th chords over three octaves

E 7th

$\text{♩} = 76$

p i m a p i m a m i m a m a m i m a m i p a m i p

F 7th

p i m a p i m a i m i m a m i m i a m i p a m i p

Same fingering in F# and G 7th

Ab 7th

p i m a p i m a i m a m a m i a m i p a m i p

Same fingering in A - Bb and B 7th

C 7th

p i m a p i m a i m a m i a m i p a m i p

Same fingering in C# - D - Eb and E 7th

## DIMINISHED CHORDS

Over two octaves

E dim

F dim

Same fingering in F# - G - Ab and A dim

Bb dim

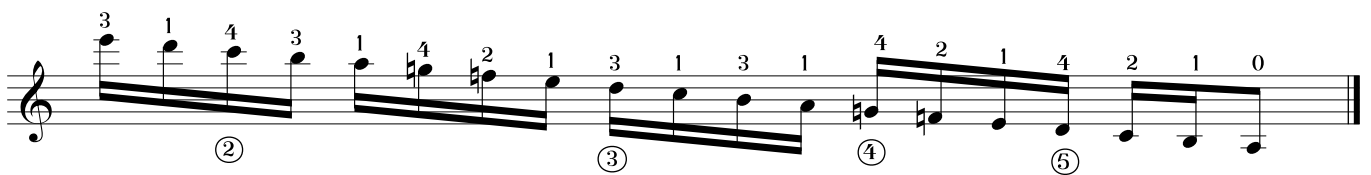

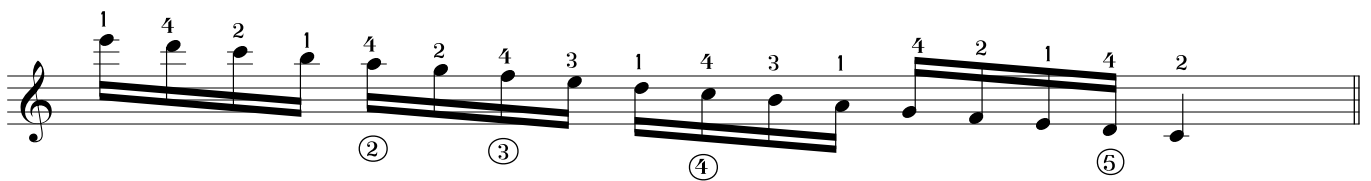
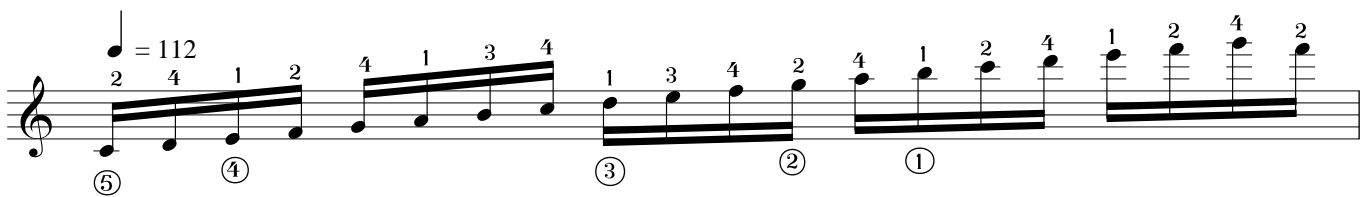
Same fingering in B - C - C# - D - D# and E dim

# EIGHT GRADE

## SCALES AND ARPEGGIOS

Major and Minor scales over the whole extention of the guitar

Right hand fingering i. m. - m. a. - i. a. and a. m. i.









The image displays eight staves of musical notation for the E major scale on a guitar. Each staff contains a sequence of notes with corresponding fingering numbers (1-4) written above them. The notes are grouped into measures, and some measures contain multiple notes. The scale is presented in both ascending and descending directions across the staves. The key signature is E major (one sharp). The notation includes various rhythmic values and articulation marks such as accents and slurs. The staves are numbered 1 through 8, likely representing different positions or exercises for the scale.

The image displays ten staves of guitar music, each containing a sequence of notes with fingerings (1-4) and circled fret numbers (1-6) indicating the starting fret for each measure. The scales are written in a treble clef with a key signature of two flats. The first staff starts at fret 5, and subsequent staves move down the fretboard in increments of one fret, ending at fret 1 on the tenth staff.

The page contains eight staves of guitar exercises. Each staff is a single line of music in a key signature of two flats (B-flat and E-flat) and a 4/4 time signature. The exercises consist of sequences of notes, often with slurs and fingerings (1, 2, 3, 4) indicated above the notes. Circled numbers (1, 2, 3, 4, 5, 6) are placed below the notes to indicate fret positions. The exercises are arranged in a sequence that moves up and down the fretboard, covering various positions and techniques.

Four staves of guitar notation showing arpeggiated patterns with fingerings. The first staff has fingerings 6, 5, 4, 3, 2, 1. The second staff has 2, 3, 4, 5, 6. The third staff has 5, 4, 3, 2, 1. The fourth staff has 2, 3, 4, 5.

### ARPEGGIOS

Broken dim. chords over the whole extention of the guitar

$\text{♩} = 88$

Two staves of guitar notation for E dim and F dim chords. The E dim staff has fingerings 6, 5, 4, 3, 2, 1, 2, 3, 4, 5, 6. The F dim staff has fingerings 6, 5, 4, 3, 2, 1, 2, 3, 4, 5, 6.

Same fingering in F# og G dim

Ab dim

1 3 1 4 1 4 2 1 b1 b4 2 1 b4 1 2 4 1 4 1 3 1  
 p i m a i m i m a m i m i a m i p a m i p  
 ⑥ ⑤ ④ ③ ② ① ② ③ ④ ⑤ ⑥

Same fingering in A - Bb and B dim

C dim

1 3 1 4 2 2 b1 4 2 b1 b4 2 4 1 3 1  
 p i m a m i m a i m a m i m a m i p  
 ⑤ ④ ③ ② ① ② ③ ④ ⑤

Same fingering in Db - D - Eb and E dim

### THIRDS ON FIRST AND SECOND STRING

It is important to study these exercises with different right hand fingerings

C Major

1 0 1 3 1 3 2 3 2 3 1 3 1 3 2 3 2 3 1 3 1 3 0  
 im im im im etc. etc.  
 mi mi mi mi  
 ma ma ma ma  
 am am am am  
 ia ia ia ia  
 ai ai ai ai

Db Major

Same fingering in D - Eb and E Major

### THIRDS ON SECOND AND THIRD STRING

G Major

Ab Major

Same fingering in A - Bb and B Major

### THIRDS ON THIRD AND FOURTH STRING

Eb Major

E Major

Same fingering in F and F# Major



### THIRDS ON FOURTH AND FIFTH STRING

Bb Major

B Major

Same fingering in C - Db and D Major

### THIRDS ON FIFTH AND SIXTH STRING

F Major

F# Major

Same fingering in G - Ab and A Major

### SIXTHS ON FIRST AND THIRD STRING

E Major

im im im im  
mi mi mi mi  
ma ma ma ma  
am am am am  
ia ia ia ia  
ai ai ai ai

etc. etc.

F Major

Same fingering in F# - G and Ab Major

### SIXTHS ON SECOND AND FOURTH STRING

B Major

C Major

Same fingering in Db - D and Eb Major

### SIXTHS ON THIRD AND FIFTH STRING

G Major

Ab Major

Same fingering in A and Bb Major

### SIXTHS ON FOURTH AND SIXTH STRING

D Major

Eb Major

Same fingering in E - F and F# Major